

FOR YOUR FACE,
MAGIC AT FIRST TOUCH

THE OIL



NO-AGE NOURISHING FACE OIL

Precious facial oil with **regenerating action** to deeply nourish the skin, leaving it soft and silky. The special fluid texture based on dry oils is easily absorbed without greasiness, and it gives an **immediate feeling of comfort**.

This precious elixir contains the richness of a **precious mix of 6 oils**, for an immediately **firmer and more elastic, visibly younger-looking skin**.

ACTIVE INGREDIENTS



MORINGA OLEIFERA OIL

Superfood extracted from Moringa, also called the 'Tree of Life', an exotic plant appreciated since ancient times for its many properties. Thanks to the precious substances it contains, **it protects the skin from external agents, nourishes it in depth and 'seals' its hydration**, leaving it soft for a long time.



ROYAL ORCHID EXTRACT

Rich in minerals and polysaccharides with moisturising, soothing, anti-ageing and regenerating effects. It ensures a **velvety and elastic skin** thanks to its ability to **protect the epidermis** (also from external aggressions such as pollution and stress) while regenerating the skin.



MAGNOLIA OIL

Rich in magnolol and honokiol, two compounds with a **powerful antioxidant action**, which slows down skin glycation, **counteracting cellular ageing and increasing** the level of skin hydration and elasticity.

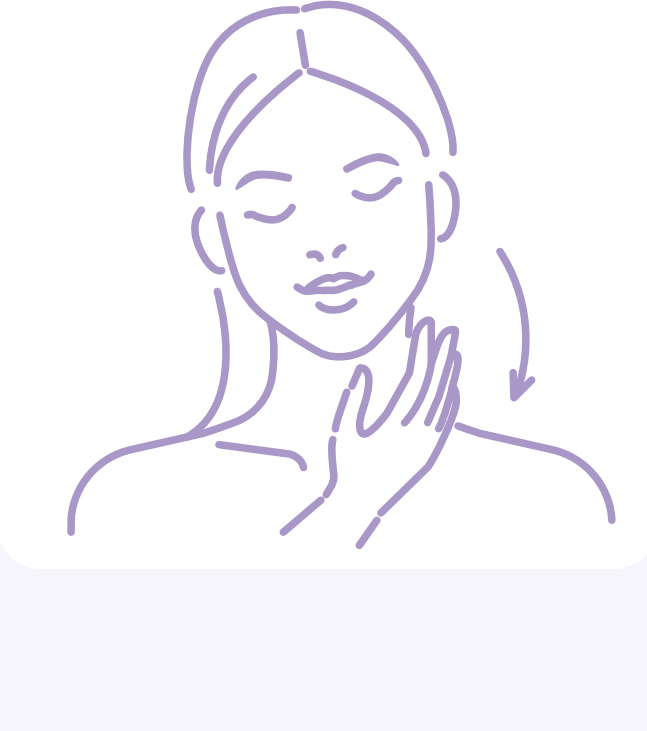


PALMITOYL TETRAPEPTIDE-72

A new-generation peptide that can be considered the architect of the skin, thanks to its **complete lifting and replenishing action**. It also reduces the depth of wrinkles by promoting the formation of collagen, to ensure **optimal elasticity and skin tone**.

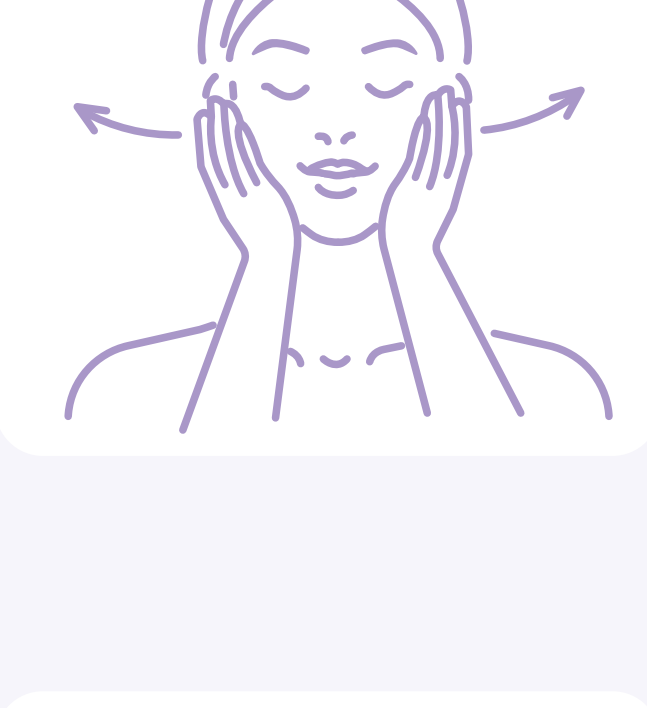
HOW TO USE

Apply 2-3 drops of oil onto face, neck and décolleté in the morning and/or evening and massage until it is completely absorbed, carrying out the following manual movements:




NECK AND DÉCOLLETÉ

Apply with open hands, starting from the top moving downwards to the décolleté. Use the hand opposite to the neck area to treat.



FACE

Apply with open hands, starting from the sides of the nose moving outwards, rising up to the temples.



FOREHEAD

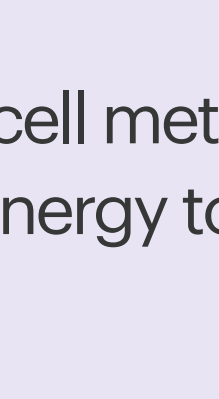
Apply starting from the eyebrows upwards and outwards from the centre.

BEAUTY TIPS



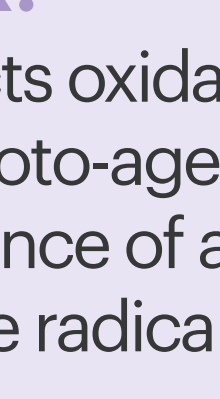
- ✓ Slightly warm up the oil between the palms of your hands before applying it.
- ✓ Try it also mixed with a face cream when the skin is more stressed and needs extra nourishment.
- ✓ Use it also in a localised way on the driest areas of the face.

ALWAYS PERFECT 365 DAYS A YEAR



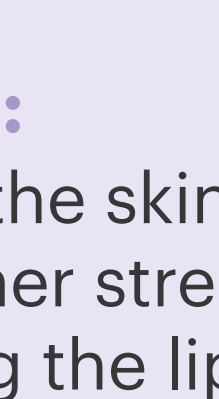
SPRING:

it awakens cell metabolism, providing energy to the skin.



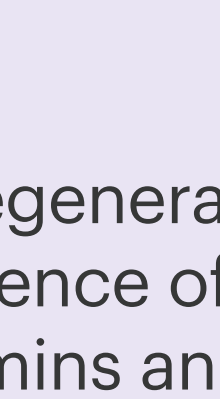
SUMMER:

it counteracts oxidative stress linked to photo-ageing, thanks to the presence of antioxidants and anti-free radicals.



AUTUMN:

it restores the skin after summer stress by rebalancing the lipid barrier.



WINTER:

it deeply regenerates, thanks to the presence of fatty acids, vitamins and minerals.